


RYLR896

UART Interface
868/915 MHz Lora
Antenna Transceiver Module

Datasheet



產品介紹

RYLR896 收發模組的特點在於採用 LoRa 長距離調製解調器，提供超長距離擴頻通信和高抗干擾性，並同時最大限度地降低其電流消耗。此模組已過 NCC 與 FCC 認證。


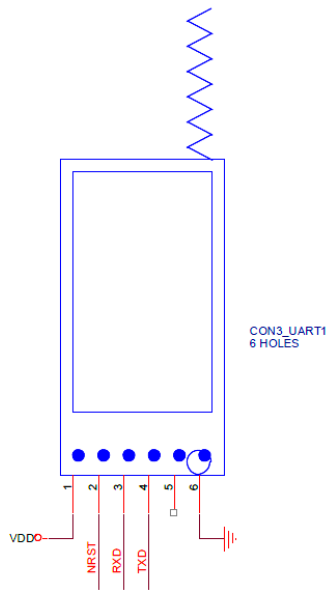
功能與特色

- Semtech SX1276 核心
- 優異的隔絕干擾抑制
- 低接收電流
- 高靈敏度
- 利用 AT Commands 控制，易於操作
- 127 dB RSSI 動態範圍
- 設計 PCB 集成天線
- AES128 資料加密
- 台灣 NCC，美國 FCC 認證

應用範圍

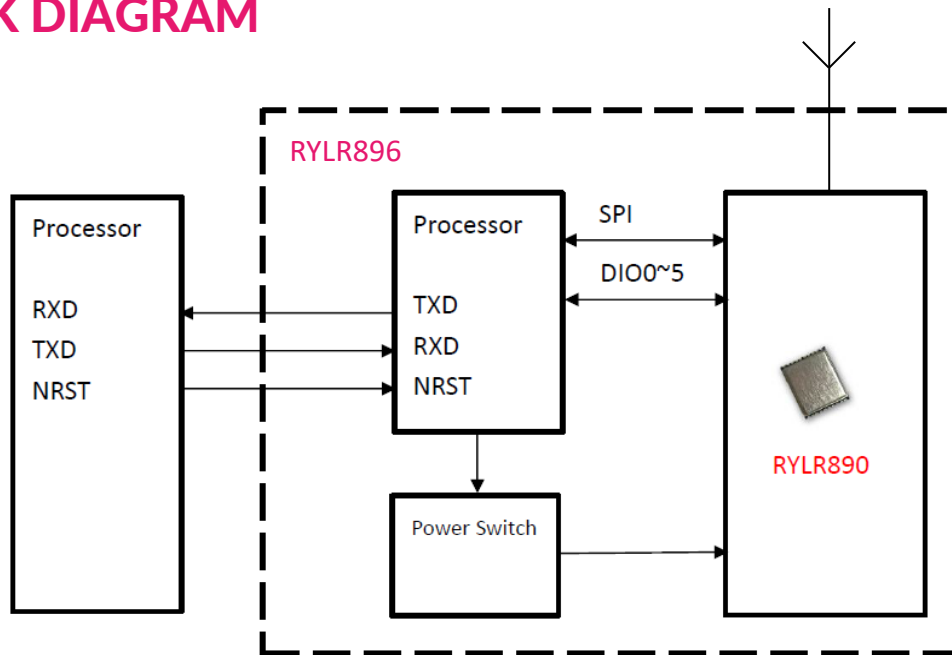
- 物聯網應用
- 移動設備
- 家庭保全
- 工業監控和控制設備
- 汽車警報

PIN DESCRIPTION



Pin	Name	I/O	Condition
1	VDD	I	Power Supply
2	NRST	I	RESET(Active Low) 100K Ω Internal pull up, Pull down at least 100ms
3	RXD	I	UART Data Input
4	TXD	O	UART Data Output
5	NC	-	
6	GND	-	Ground

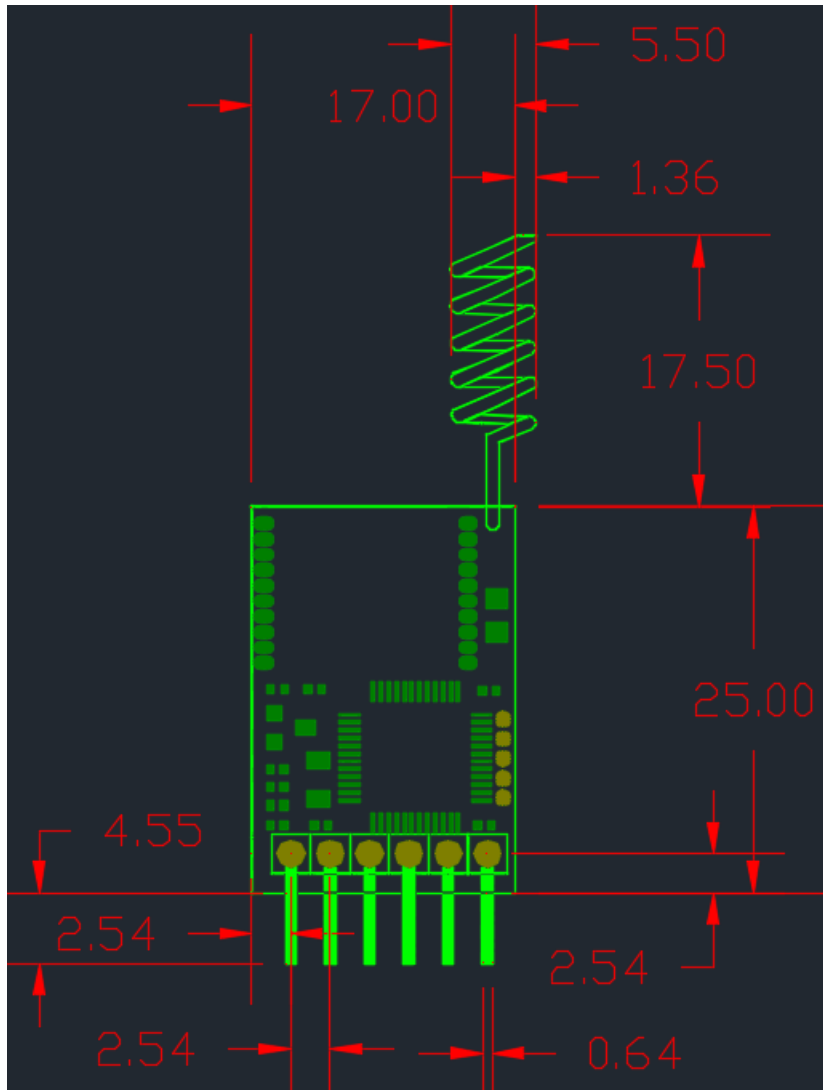
BLOCK DIAGRAM



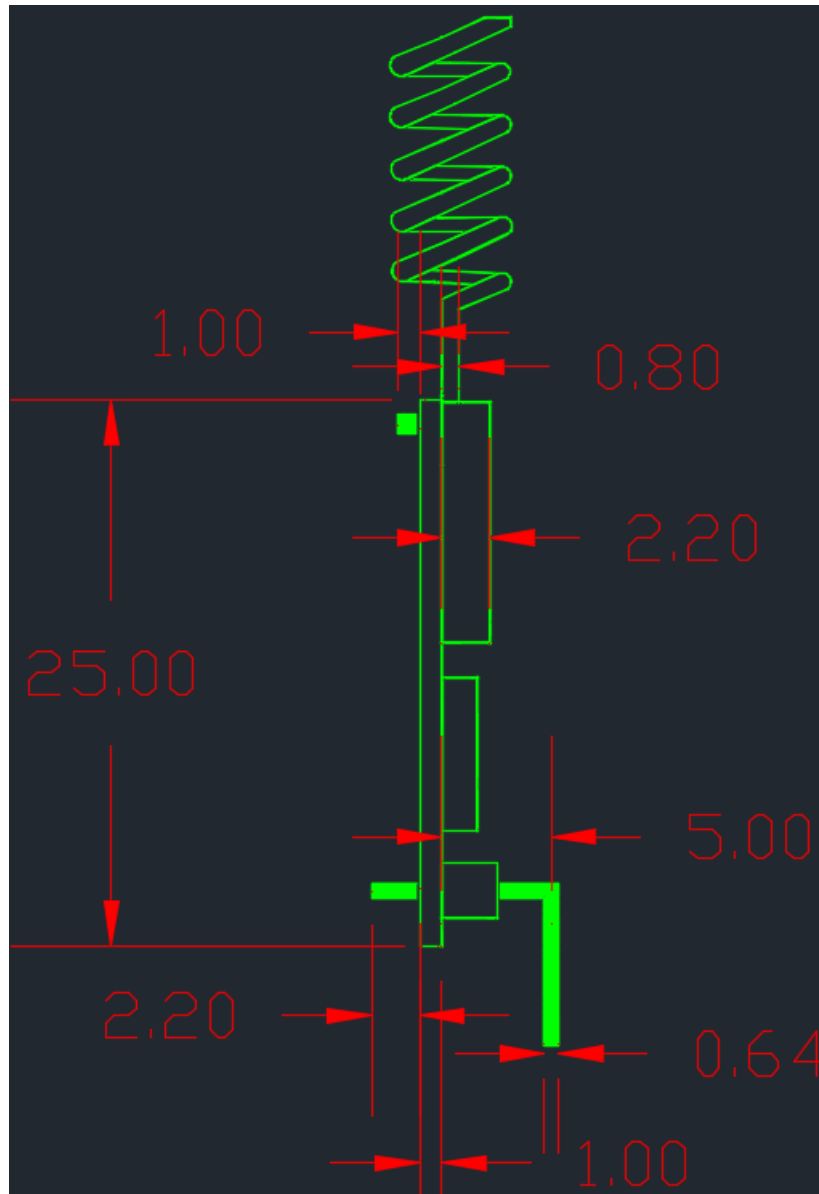
SPECIFICATION

Item	Min.	Typical	Max.	Unit	Condition
VDD Power Supply	2	3.3	3.6	V	VDD
RF Output Power Range	-4		15	dBm	
Filter insertion loss	1	2	3	dB	
RF Sensitivity	-148			dBm	
RF Input Level			10	dBm	
Frequency Range	862	868/915	1020	MHz	
Frequency Accuracy		±2		ppm	
Communication Range		4.5	15	KM	Depend on RF parameter
Transmit Current		43		mA	RFOP = +15 dBm
Receive Current		16.5		mA	AT+MODE=0
Sleep Current		0.5		uA	AT+MODE=1
Baud rate	300	115200	115200	bps	8, N, 1
Digital Input Level High	0.7*VDD		VDD	V	VIH
Digital Input Level Low	0		0.3*VDD	V	VIL
Digital Output Level High	0.9		VDD	V	VOH
Digital Output Level Low			0.1	V	VOL
Cycling (erase / write) EEPROM data memory		300		K	Cycles
Weight		7		g	
Operating Temperature	-40	25	+85	°C	

DIMENSIONS



Unit : mm



Unit : mm

認證資訊

Taiwan NCC Statement 低功率電波輻射性電機管理辦法:

第十二條 經型式認證合格之低功率射頻電機，非經許可，公司、商號或使用者均不得擅自變更頻率、加大功率或變更原設計之特性及功能。

第十四條 低功率射頻電機之使用不得影響飛航安全及干擾合法通信；經發現有干擾現象時，應立即停用，並改善至無干擾時方得繼續使用。前項合法通信，指依電信法規定作業之無線電通信。低功率射頻電機須忍受合法通信或工業、科學及醫療用電波輻射性電機設備之干擾。



FCC Statement:

This device complies with part 15 of the FCC Rules. Operation is subject to the following two conditions:

- (1) This device may not cause harmful interference, and
- (2) this device must accept any interference received, including interference that may cause undesired operation.

NOTE: This equipment has been tested and found to comply with the limits for a Class B digital device, pursuant to part 15 of the FCC Rules. These limits are designed to provide reasonable protection against harmful interference in a residential installation.

This equipment generates, uses and can radiate radio frequency energy and, if not installed and used in accordance with the instructions, may cause harmful interference to radio communications. However, there is no guarantee that interference will not occur in a particular installation.

If this equipment does cause harmful interference to radio or television reception, which can be determined by turning the equipment off and on, the user is encouraged to try to correct the interference by one or more of the following measures:

- Reorient or relocate the receiving antenna.
- Increase the separation between the equipment and receiver.
- Connect the equipment into an outlet on a circuit different from that to which the receiver is connected.
- Consult the dealer or an experienced radio/TV technician for help.

Changes or modifications not expressly approved by the party responsible for compliance could void the user's authority to operate the equipment.

LABEL OF THE END PRODUCT:

The final end product must be labeled in a visible area with the following " Contains TX FCC ID : QLY-RYB070I ". If the size of the end product is larger than 8x10cm, then the following FCC part 15.19 statement has to also be available on the label: This device complies with Part 15 of FCC rules. Operation is subject to the following two conditions: (1) this device may not cause harmful interference and (2) this device must accept any interference received, including interference that may cause undesired operation.



REYAX
TECHNOLOGY CORPORATION, LTD

Taiwan: sales@reyax.com
China: sales@reyax.com.cn
<http://reyax.com>