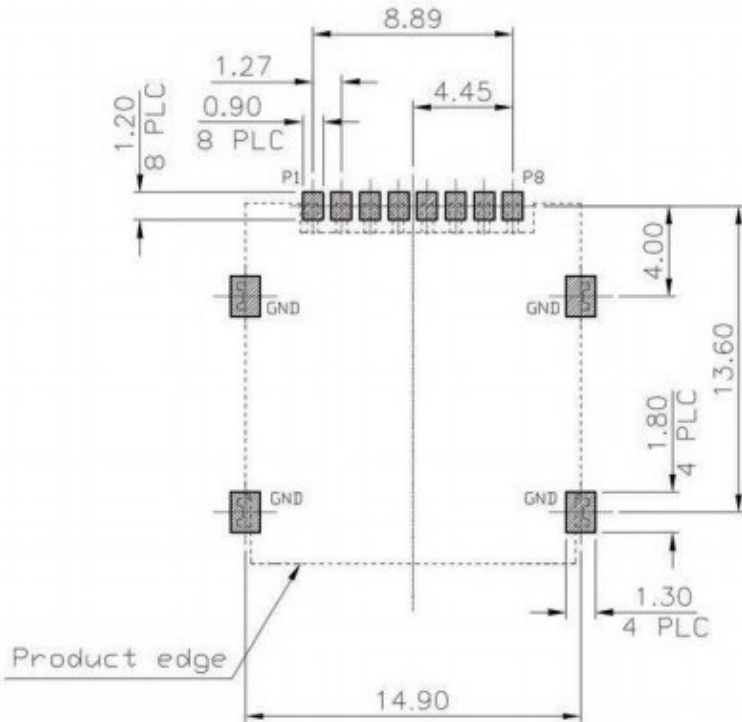
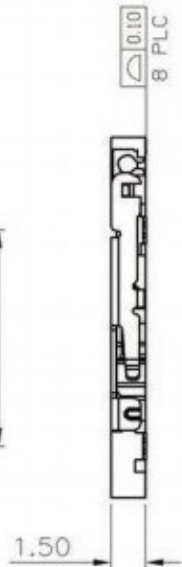
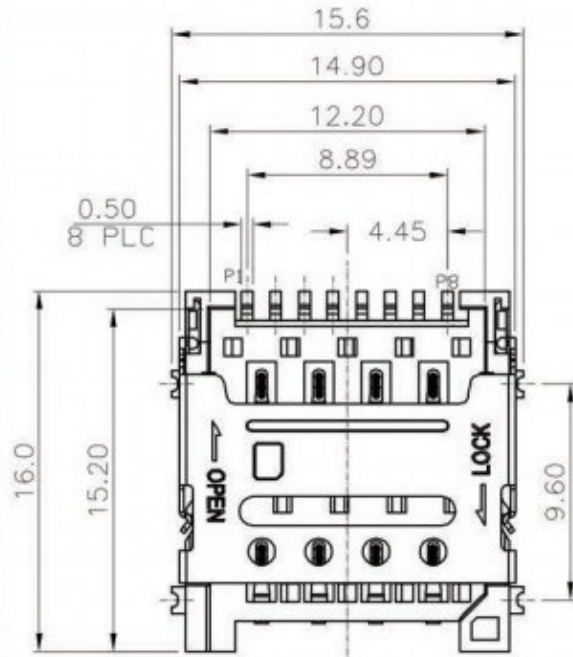
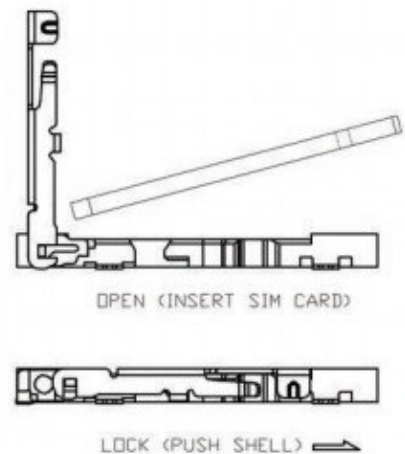


*所有原料材質,生產製程,電鍍必須符合ROHS要求



RECOMMENDED PCB LAYOUT(TOP VIEW)
GENERAL TOLERANCES:±0.05

- NOTES:
 1)MATERIAL:
 HOUSING:HI-TEMP. PLASIC UL 94V-0
 CONTACT:COPPER ALLOY
 SHELL:STAINLESS STEEL
 2)FINISH:
 CONTACT:GOLD FLASH PLATED ON CONTACT AREA;
 GOLD FLASH PLATED ON SOLDER TAILS,



MICRO SIM CARD	
PIN NO.	DESCRIPTION
P1	VCC
P2	RST
P3	CLK
P4	RESERVED
P5	GND
P6	VPP
P7	I/O
P8	RESERVED

REYAX TECHNOLOGY CO., LTD.

DIMENSIONS UNIT: mm UNLESS OTHERWISE SPECIFIABLE DIMENSION TOLERANCE X.X: ± 0.15 X.XX: ± 0.10 X.XXX: ± 0.05 ANGULAR: ± 1°	micro sim 1*8P 1.5H 掀盖式	DRAWING: Jennie	DATE: 2014/04/10
	RYSC10I	CHECK: Rancy	DATE: 2014/04/11
		SCALE: 1:1	DWG. NO: CO REL.: A PAGE: 1 of 1

REVISION NO.	ICK NO.	DESCRIPTION	MRK	DATE